





Lutz Drum and Container Pumps

Pump tube MP-SS (stainless steel) for mixing and pumping of corrosive and neutral liquids

| Product detail | Pump tube | MP-SS MS | | | | | | | | | | | | | | | | | | | | | | | | | | | | | | | | | | | | | | | | | | | | | | | | | | | | | | | | | | | | | | | | | | | | | | | | | | | | | | | | | | | | | | | | | | | | | | | | | | | | | | | | | | | | | | | | | | | | | | | | | | | | | | | | | | | | | | | | | | | | | | | | | |
|---|---|-------------------------------------|--------------------|-----------------------|--|---|--|--------------------------|--|--------------------------|--|---------------------------|---------------------------|---------------------------|--------------------------|--|-------------------------------|-------------------------------|-------------------------|-------------------------------|---------------------------|-------------------------------|------------------------|-----|--------------------------|-----|-------------------------------|-----|--|---------|---------|-----------|---------------|-------|-------|----------------|-------|-------|----------|-----|-----|---------------------------|-----------------|--|---|--------------------------|-----|-------------------------|-----|---------------------------|---|------------------------|-----|--------------------------|-----|-------------------------------|-----|--|---------|---------|-----------|---------------|-------|-------|----------------|-------|-------|----------|-----|----|---------------------------|-----------------|-----------------|--|--------------------------|-----|-------------------------|-----|---------------------------|----|------------------------|-----|--------------------------|-----|-------------------------------|-----|---|---|---------|---------------|----------------|----------|---------------------------|--|--------------------------|-----|-------------------------|-----|---------------------------|----|------------------------|-----|--------------------------|-----|-------------------------------|-----|---|------|------|---------------|-------|---------------------------|-------|---------------------------|-----------------|--|--------------------------|-----|-------------------------|-----|---------------------------|----|------------------------|-----|--------------------------|-----|-------------------------------|-----|--|-------|---------------|--------------------|-----------------------|---------------------------|---|--------------------------|-----|-------------------------|-----|---------------------------|----|------------------------|-----|--------------------------|-----|-------------------------------|------|
|  | Type of impeller | R | | | | | | | | | | | | | | | | | | | | | | | | | | | | | | | | | | | | | | | | | | | | | | | | | | | | | | | | | | | | | | | | | | | | | | | | | | | | | | | | | | | | | | | | | | | | | | | | | | | | | | | | | | | | | | | | | | | | | | | | | | | | | | | | | | | | | | | | | | | | | | | | | |
| | Category 1 / 2 (acc. to Atex 100a) | yes | | | | | | | | | | | | | | | | | | | | | | | | | | | | | | | | | | | | | | | | | | | | | | | | | | | | | | | | | | | | | | | | | | | | | | | | | | | | | | | | | | | | | | | | | | | | | | | | | | | | | | | | | | | | | | | | | | | | | | | | | | | | | | | | | | | | | | | | | | | | | | | | | |
| | Immersion tube diameter: | up to mm | 41 | | | | | | | | | | | | | | | | | | | | | | | | | | | | | | | | | | | | | | | | | | | | | | | | | | | | | | | | | | | | | | | | | | | | | | | | | | | | | | | | | | | | | | | | | | | | | | | | | | | | | | | | | | | | | | | | | | | | | | | | | | | | | | | | | | | | | | | | | | | | | | | | |
| | Temperature of medium: | up to °C | 100 | | | | | | | | | | | | | | | | | | | | | | | | | | | | | | | | | | | | | | | | | | | | | | | | | | | | | | | | | | | | | | | | | | | | | | | | | | | | | | | | | | | | | | | | | | | | | | | | | | | | | | | | | | | | | | | | | | | | | | | | | | | | | | | | | | | | | | | | | | | | | | | | |
| | Material: | Pump tube Impeller | 1.4571 ETFE | | | | | | | | | | | | | | | | | | | | | | | | | | | | | | | | | | | | | | | | | | | | | | | | | | | | | | | | | | | | | | | | | | | | | | | | | | | | | | | | | | | | | | | | | | | | | | | | | | | | | | | | | | | | | | | | | | | | | | | | | | | | | | | | | | | | | | | | | | | | | | | | |
| | Hose connection: | Nominal diameter mm Outer thread | 19-32 G 1 1/4 | | | | | | | | | | | | | | | | | | | | | | | | | | | | | | | | | | | | | | | | | | | | | | | | | | | | | | | | | | | | | | | | | | | | | | | | | | | | | | | | | | | | | | | | | | | | | | | | | | | | | | | | | | | | | | | | | | | | | | | | | | | | | | | | | | | | | | | | | | | | | | | | |
| | Length: 1000 mm*** | Order No. | 0151-240 | | | | | | | | | | | | | | | | | | | | | | | | | | | | | | | | | | | | | | | | | | | | | | | | | | | | | | | | | | | | | | | | | | | | | | | | | | | | | | | | | | | | | | | | | | | | | | | | | | | | | | | | | | | | | | | | | | | | | | | | | | | | | | | | | | | | | | | | | | | | | | | | |
| | Length: 1200 mm*** | Order No. | 0151-255 | | | | | | | | | | | | | | | | | | | | | | | | | | | | | | | | | | | | | | | | | | | | | | | | | | | | | | | | | | | | | | | | | | | | | | | | | | | | | | | | | | | | | | | | | | | | | | | | | | | | | | | | | | | | | | | | | | | | | | | | | | | | | | | | | | | | | | | | | | | | | | | | |
| <table border="1"> <thead> <tr> <th>Choice of motors</th> <th>Operating data</th> </tr> </thead> <tbody> <tr> <td>  <table border="1"> <thead> <tr> <th>MI 4</th> <th>MI 4-E</th> </tr> </thead> <tbody> <tr> <td>-</td> <td>with speed controller</td> </tr> <tr> <td>Output: 500 W</td> <td>500 W</td> </tr> <tr> <td>Voltage: 230 V</td> <td>230 V</td> </tr> <tr> <td>Order No. 0030-000</td> <td>0030-001</td> </tr> </tbody> </table> </td> <td> <table border="1"> <tbody> <tr> <td>Characteristic curve no.</td> <td>900</td> </tr> <tr> <td>Flow rate* up to l/min.</td> <td>210</td> </tr> <tr> <td>Delivery head* up to m wc</td> <td>10</td> </tr> <tr> <td>Viscosity** up to mPas</td> <td>350</td> </tr> <tr> <td>Density**** up to kg/dm³</td> <td>1.1</td> </tr> <tr> <td>Weight (kg) motor + pump tube</td> <td>6.0</td> </tr> </tbody> </table> </td> </tr> <tr> <td>  <table border="1"> <thead> <tr> <th>MA II 3</th> <th>MA II 5</th> <th>MA II 5 S</th> </tr> </thead> <tbody> <tr> <td>Output: 460 W</td> <td>460 W</td> <td>460 W</td> </tr> <tr> <td>Voltage: 230 V</td> <td>230 V</td> <td>230 V</td> </tr> <tr> <td>LVR.: no</td> <td>yes</td> <td>yes</td> </tr> <tr> <td>Order No. 0060-000</td> <td>0060-008</td> <td></td> </tr> </tbody> </table> </td> <td> <table border="1"> <tbody> <tr> <td>Characteristic curve no.</td> <td>901</td> </tr> <tr> <td>Flow rate* up to l/min.</td> <td>178</td> </tr> <tr> <td>Delivery head* up to m wc</td> <td>9</td> </tr> <tr> <td>Viscosity** up to mPas</td> <td>200</td> </tr> <tr> <td>Density**** up to kg/dm³</td> <td>1.2</td> </tr> <tr> <td>Weight (kg) motor + pump tube</td> <td>7.8</td> </tr> </tbody> </table> </td> </tr> <tr> <td> <table border="1"> <thead> <tr> <th>MA II 5</th> <th>MA II 5</th> <th>MA II 5 S</th> </tr> </thead> <tbody> <tr> <td>Output: 575 W</td> <td>575 W</td> <td>575 W</td> </tr> <tr> <td>Voltage: 230 V</td> <td>230 V</td> <td>230 V</td> </tr> <tr> <td>LVR.: no</td> <td>yes</td> <td>no</td> </tr> <tr> <td>Order No. 0060-001</td> <td>0060-009</td> <td>0060-091</td> </tr> </tbody> </table> </td> <td> <table border="1"> <tbody> <tr> <td>Characteristic curve no.</td> <td>902</td> </tr> <tr> <td>Flow rate* up to l/min.</td> <td>190</td> </tr> <tr> <td>Delivery head* up to m wc</td> <td>10</td> </tr> <tr> <td>Viscosity** up to mPas</td> <td>550</td> </tr> <tr> <td>Density**** up to kg/dm³</td> <td>1.3</td> </tr> <tr> <td>Weight (kg) motor + pump tube</td> <td>8.6</td> </tr> </tbody> </table> </td> </tr> <tr> <td> <p>Low-voltage release (LVR.): Prevents the pump from starting up again without warning after a power failure. Its recommended when pumping hazardous liquids.</p> </td> <td> <table border="1"> <thead> <tr> <th>MA II 7</th> </tr> </thead> <tbody> <tr> <td>Output: 795 W</td> </tr> <tr> <td>Voltage: 230 V</td> </tr> <tr> <td>LVR.: no</td> </tr> <tr> <td>Order No. 0060-002</td> </tr> </tbody> </table> </td> <td> <table border="1"> <tbody> <tr> <td>Characteristic curve no.</td> <td>903</td> </tr> <tr> <td>Flow rate* up to l/min.</td> <td>210</td> </tr> <tr> <td>Delivery head* up to m wc</td> <td>13</td> </tr> <tr> <td>Viscosity** up to mPas</td> <td>400</td> </tr> <tr> <td>Density**** up to kg/dm³</td> <td>1.4</td> </tr> <tr> <td>Weight (kg) motor + pump tube</td> <td>9.8</td> </tr> </tbody> </table> </td> </tr> <tr> <td>  <table border="1"> <thead> <tr> <th>MD-1</th> <th>MD-2</th> </tr> </thead> <tbody> <tr> <td>Output: 400 W</td> <td>400 W</td> </tr> <tr> <td>Operating pressure: 6 bar</td> <td>6 bar</td> </tr> <tr> <td>Order No. 0004-087</td> <td>0004-088</td> </tr> </tbody> </table> </td> <td> <table border="1"> <tbody> <tr> <td>Characteristic curve no.</td> <td>904</td> </tr> <tr> <td>Flow rate* up to l/min.</td> <td>200</td> </tr> <tr> <td>Delivery head* up to m wc</td> <td>12</td> </tr> <tr> <td>Viscosity** up to mPas</td> <td>400</td> </tr> <tr> <td>Density**** up to kg/dm³</td> <td>1.3</td> </tr> <tr> <td>Weight (kg) motor + pump tube</td> <td>4.7</td> </tr> </tbody> </table> </td> </tr> <tr> <td>  <table border="1"> <thead> <tr> <th>B4/GT</th> </tr> </thead> <tbody> <tr> <td>Output: 750 W</td> </tr> <tr> <td>Voltage: 230/400 V</td> </tr> <tr> <td>Protection switch: no</td> </tr> <tr> <td>Order No. 0004-019</td> </tr> </tbody> </table> </td> <td> <table border="1"> <tbody> <tr> <td>Characteristic curve no.</td> <td>905</td> </tr> <tr> <td>Flow rate* up to l/min.</td> <td>170</td> </tr> <tr> <td>Delivery head* up to m wc</td> <td>11</td> </tr> <tr> <td>Viscosity** up to mPas</td> <td>400</td> </tr> <tr> <td>Density**** up to kg/dm³</td> <td>2.0</td> </tr> <tr> <td>Weight (kg) motor + pump tube</td> <td>14.2</td> </tr> </tbody> </table> </td> </tr> </tbody> </table> | | | Choice of motors | Operating data |  <table border="1"> <thead> <tr> <th>MI 4</th> <th>MI 4-E</th> </tr> </thead> <tbody> <tr> <td>-</td> <td>with speed controller</td> </tr> <tr> <td>Output: 500 W</td> <td>500 W</td> </tr> <tr> <td>Voltage: 230 V</td> <td>230 V</td> </tr> <tr> <td>Order No. 0030-000</td> <td>0030-001</td> </tr> </tbody> </table> | MI 4 | MI 4-E | - | with speed controller | Output: 500 W | 500 W | Voltage: 230 V | 230 V | Order No. 0030-000 | 0030-001 | <table border="1"> <tbody> <tr> <td>Characteristic curve no.</td> <td>900</td> </tr> <tr> <td>Flow rate* up to l/min.</td> <td>210</td> </tr> <tr> <td>Delivery head* up to m wc</td> <td>10</td> </tr> <tr> <td>Viscosity** up to mPas</td> <td>350</td> </tr> <tr> <td>Density**** up to kg/dm³</td> <td>1.1</td> </tr> <tr> <td>Weight (kg) motor + pump tube</td> <td>6.0</td> </tr> </tbody> </table> | Characteristic curve no. | 900 | Flow rate* up to l/min. | 210 | Delivery head* up to m wc | 10 | Viscosity** up to mPas | 350 | Density**** up to kg/dm³ | 1.1 | Weight (kg) motor + pump tube | 6.0 |  <table border="1"> <thead> <tr> <th>MA II 3</th> <th>MA II 5</th> <th>MA II 5 S</th> </tr> </thead> <tbody> <tr> <td>Output: 460 W</td> <td>460 W</td> <td>460 W</td> </tr> <tr> <td>Voltage: 230 V</td> <td>230 V</td> <td>230 V</td> </tr> <tr> <td>LVR.: no</td> <td>yes</td> <td>yes</td> </tr> <tr> <td>Order No. 0060-000</td> <td>0060-008</td> <td></td> </tr> </tbody> </table> | MA II 3 | MA II 5 | MA II 5 S | Output: 460 W | 460 W | 460 W | Voltage: 230 V | 230 V | 230 V | LVR.: no | yes | yes | Order No. 0060-000 | 0060-008 | | <table border="1"> <tbody> <tr> <td>Characteristic curve no.</td> <td>901</td> </tr> <tr> <td>Flow rate* up to l/min.</td> <td>178</td> </tr> <tr> <td>Delivery head* up to m wc</td> <td>9</td> </tr> <tr> <td>Viscosity** up to mPas</td> <td>200</td> </tr> <tr> <td>Density**** up to kg/dm³</td> <td>1.2</td> </tr> <tr> <td>Weight (kg) motor + pump tube</td> <td>7.8</td> </tr> </tbody> </table> | Characteristic curve no. | 901 | Flow rate* up to l/min. | 178 | Delivery head* up to m wc | 9 | Viscosity** up to mPas | 200 | Density**** up to kg/dm³ | 1.2 | Weight (kg) motor + pump tube | 7.8 | <table border="1"> <thead> <tr> <th>MA II 5</th> <th>MA II 5</th> <th>MA II 5 S</th> </tr> </thead> <tbody> <tr> <td>Output: 575 W</td> <td>575 W</td> <td>575 W</td> </tr> <tr> <td>Voltage: 230 V</td> <td>230 V</td> <td>230 V</td> </tr> <tr> <td>LVR.: no</td> <td>yes</td> <td>no</td> </tr> <tr> <td>Order No. 0060-001</td> <td>0060-009</td> <td>0060-091</td> </tr> </tbody> </table> | MA II 5 | MA II 5 | MA II 5 S | Output: 575 W | 575 W | 575 W | Voltage: 230 V | 230 V | 230 V | LVR.: no | yes | no | Order No. 0060-001 | 0060-009 | 0060-091 | <table border="1"> <tbody> <tr> <td>Characteristic curve no.</td> <td>902</td> </tr> <tr> <td>Flow rate* up to l/min.</td> <td>190</td> </tr> <tr> <td>Delivery head* up to m wc</td> <td>10</td> </tr> <tr> <td>Viscosity** up to mPas</td> <td>550</td> </tr> <tr> <td>Density**** up to kg/dm³</td> <td>1.3</td> </tr> <tr> <td>Weight (kg) motor + pump tube</td> <td>8.6</td> </tr> </tbody> </table> | Characteristic curve no. | 902 | Flow rate* up to l/min. | 190 | Delivery head* up to m wc | 10 | Viscosity** up to mPas | 550 | Density**** up to kg/dm³ | 1.3 | Weight (kg) motor + pump tube | 8.6 | <p>Low-voltage release (LVR.): Prevents the pump from starting up again without warning after a power failure. Its recommended when pumping hazardous liquids.</p> | <table border="1"> <thead> <tr> <th>MA II 7</th> </tr> </thead> <tbody> <tr> <td>Output: 795 W</td> </tr> <tr> <td>Voltage: 230 V</td> </tr> <tr> <td>LVR.: no</td> </tr> <tr> <td>Order No. 0060-002</td> </tr> </tbody> </table> | MA II 7 | Output: 795 W | Voltage: 230 V | LVR.: no | Order No. 0060-002 | <table border="1"> <tbody> <tr> <td>Characteristic curve no.</td> <td>903</td> </tr> <tr> <td>Flow rate* up to l/min.</td> <td>210</td> </tr> <tr> <td>Delivery head* up to m wc</td> <td>13</td> </tr> <tr> <td>Viscosity** up to mPas</td> <td>400</td> </tr> <tr> <td>Density**** up to kg/dm³</td> <td>1.4</td> </tr> <tr> <td>Weight (kg) motor + pump tube</td> <td>9.8</td> </tr> </tbody> </table> | Characteristic curve no. | 903 | Flow rate* up to l/min. | 210 | Delivery head* up to m wc | 13 | Viscosity** up to mPas | 400 | Density**** up to kg/dm³ | 1.4 | Weight (kg) motor + pump tube | 9.8 |  <table border="1"> <thead> <tr> <th>MD-1</th> <th>MD-2</th> </tr> </thead> <tbody> <tr> <td>Output: 400 W</td> <td>400 W</td> </tr> <tr> <td>Operating pressure: 6 bar</td> <td>6 bar</td> </tr> <tr> <td>Order No. 0004-087</td> <td>0004-088</td> </tr> </tbody> </table> | MD-1 | MD-2 | Output: 400 W | 400 W | Operating pressure: 6 bar | 6 bar | Order No. 0004-087 | 0004-088 | <table border="1"> <tbody> <tr> <td>Characteristic curve no.</td> <td>904</td> </tr> <tr> <td>Flow rate* up to l/min.</td> <td>200</td> </tr> <tr> <td>Delivery head* up to m wc</td> <td>12</td> </tr> <tr> <td>Viscosity** up to mPas</td> <td>400</td> </tr> <tr> <td>Density**** up to kg/dm³</td> <td>1.3</td> </tr> <tr> <td>Weight (kg) motor + pump tube</td> <td>4.7</td> </tr> </tbody> </table> | Characteristic curve no. | 904 | Flow rate* up to l/min. | 200 | Delivery head* up to m wc | 12 | Viscosity** up to mPas | 400 | Density**** up to kg/dm³ | 1.3 | Weight (kg) motor + pump tube | 4.7 |  <table border="1"> <thead> <tr> <th>B4/GT</th> </tr> </thead> <tbody> <tr> <td>Output: 750 W</td> </tr> <tr> <td>Voltage: 230/400 V</td> </tr> <tr> <td>Protection switch: no</td> </tr> <tr> <td>Order No. 0004-019</td> </tr> </tbody> </table> | B4/GT | Output: 750 W | Voltage: 230/400 V | Protection switch: no | Order No. 0004-019 | <table border="1"> <tbody> <tr> <td>Characteristic curve no.</td> <td>905</td> </tr> <tr> <td>Flow rate* up to l/min.</td> <td>170</td> </tr> <tr> <td>Delivery head* up to m wc</td> <td>11</td> </tr> <tr> <td>Viscosity** up to mPas</td> <td>400</td> </tr> <tr> <td>Density**** up to kg/dm³</td> <td>2.0</td> </tr> <tr> <td>Weight (kg) motor + pump tube</td> <td>14.2</td> </tr> </tbody> </table> | Characteristic curve no. | 905 | Flow rate* up to l/min. | 170 | Delivery head* up to m wc | 11 | Viscosity** up to mPas | 400 | Density**** up to kg/dm³ | 2.0 | Weight (kg) motor + pump tube | 14.2 |
| Choice of motors | Operating data | | | | | | | | | | | | | | | | | | | | | | | | | | | | | | | | | | | | | | | | | | | | | | | | | | | | | | | | | | | | | | | | | | | | | | | | | | | | | | | | | | | | | | | | | | | | | | | | | | | | | | | | | | | | | | | | | | | | | | | | | | | | | | | | | | | | | | | | | | | | | | | | | | |
|  <table border="1"> <thead> <tr> <th>MI 4</th> <th>MI 4-E</th> </tr> </thead> <tbody> <tr> <td>-</td> <td>with speed controller</td> </tr> <tr> <td>Output: 500 W</td> <td>500 W</td> </tr> <tr> <td>Voltage: 230 V</td> <td>230 V</td> </tr> <tr> <td>Order No. 0030-000</td> <td>0030-001</td> </tr> </tbody> </table> | MI 4 | MI 4-E | - | with speed controller | Output: 500 W | 500 W | Voltage: 230 V | 230 V | Order No. 0030-000 | 0030-001 | <table border="1"> <tbody> <tr> <td>Characteristic curve no.</td> <td>900</td> </tr> <tr> <td>Flow rate* up to l/min.</td> <td>210</td> </tr> <tr> <td>Delivery head* up to m wc</td> <td>10</td> </tr> <tr> <td>Viscosity** up to mPas</td> <td>350</td> </tr> <tr> <td>Density**** up to kg/dm³</td> <td>1.1</td> </tr> <tr> <td>Weight (kg) motor + pump tube</td> <td>6.0</td> </tr> </tbody> </table> | Characteristic curve no. | 900 | Flow rate* up to l/min. | 210 | Delivery head* up to m wc | 10 | Viscosity** up to mPas | 350 | Density**** up to kg/dm³ | 1.1 | Weight (kg) motor + pump tube | 6.0 | | | | | | | | | | | | | | | | | | | | | | | | | | | | | | | | | | | | | | | | | | | | | | | | | | | | | | | | | | | | | | | | | | | | | | | | | | | | | | | | | | | | | | | | | | | | | | | | | | | | | | | | | | | | | | | | | | | | | | | | | | | | |
| MI 4 | MI 4-E | | | | | | | | | | | | | | | | | | | | | | | | | | | | | | | | | | | | | | | | | | | | | | | | | | | | | | | | | | | | | | | | | | | | | | | | | | | | | | | | | | | | | | | | | | | | | | | | | | | | | | | | | | | | | | | | | | | | | | | | | | | | | | | | | | | | | | | | | | | | | | | | | | |
| - | with speed controller | | | | | | | | | | | | | | | | | | | | | | | | | | | | | | | | | | | | | | | | | | | | | | | | | | | | | | | | | | | | | | | | | | | | | | | | | | | | | | | | | | | | | | | | | | | | | | | | | | | | | | | | | | | | | | | | | | | | | | | | | | | | | | | | | | | | | | | | | | | | | | | | | | |
| Output: 500 W | 500 W | | | | | | | | | | | | | | | | | | | | | | | | | | | | | | | | | | | | | | | | | | | | | | | | | | | | | | | | | | | | | | | | | | | | | | | | | | | | | | | | | | | | | | | | | | | | | | | | | | | | | | | | | | | | | | | | | | | | | | | | | | | | | | | | | | | | | | | | | | | | | | | | | | |
| Voltage: 230 V | 230 V | | | | | | | | | | | | | | | | | | | | | | | | | | | | | | | | | | | | | | | | | | | | | | | | | | | | | | | | | | | | | | | | | | | | | | | | | | | | | | | | | | | | | | | | | | | | | | | | | | | | | | | | | | | | | | | | | | | | | | | | | | | | | | | | | | | | | | | | | | | | | | | | | | |
| Order No. 0030-000 | 0030-001 | | | | | | | | | | | | | | | | | | | | | | | | | | | | | | | | | | | | | | | | | | | | | | | | | | | | | | | | | | | | | | | | | | | | | | | | | | | | | | | | | | | | | | | | | | | | | | | | | | | | | | | | | | | | | | | | | | | | | | | | | | | | | | | | | | | | | | | | | | | | | | | | | | |
| Characteristic curve no. | 900 | | | | | | | | | | | | | | | | | | | | | | | | | | | | | | | | | | | | | | | | | | | | | | | | | | | | | | | | | | | | | | | | | | | | | | | | | | | | | | | | | | | | | | | | | | | | | | | | | | | | | | | | | | | | | | | | | | | | | | | | | | | | | | | | | | | | | | | | | | | | | | | | | | |
| Flow rate* up to l/min. | 210 | | | | | | | | | | | | | | | | | | | | | | | | | | | | | | | | | | | | | | | | | | | | | | | | | | | | | | | | | | | | | | | | | | | | | | | | | | | | | | | | | | | | | | | | | | | | | | | | | | | | | | | | | | | | | | | | | | | | | | | | | | | | | | | | | | | | | | | | | | | | | | | | | | |
| Delivery head* up to m wc | 10 | | | | | | | | | | | | | | | | | | | | | | | | | | | | | | | | | | | | | | | | | | | | | | | | | | | | | | | | | | | | | | | | | | | | | | | | | | | | | | | | | | | | | | | | | | | | | | | | | | | | | | | | | | | | | | | | | | | | | | | | | | | | | | | | | | | | | | | | | | | | | | | | | | |
| Viscosity** up to mPas | 350 | | | | | | | | | | | | | | | | | | | | | | | | | | | | | | | | | | | | | | | | | | | | | | | | | | | | | | | | | | | | | | | | | | | | | | | | | | | | | | | | | | | | | | | | | | | | | | | | | | | | | | | | | | | | | | | | | | | | | | | | | | | | | | | | | | | | | | | | | | | | | | | | | | |
| Density**** up to kg/dm³ | 1.1 | | | | | | | | | | | | | | | | | | | | | | | | | | | | | | | | | | | | | | | | | | | | | | | | | | | | | | | | | | | | | | | | | | | | | | | | | | | | | | | | | | | | | | | | | | | | | | | | | | | | | | | | | | | | | | | | | | | | | | | | | | | | | | | | | | | | | | | | | | | | | | | | | | |
| Weight (kg) motor + pump tube | 6.0 | | | | | | | | | | | | | | | | | | | | | | | | | | | | | | | | | | | | | | | | | | | | | | | | | | | | | | | | | | | | | | | | | | | | | | | | | | | | | | | | | | | | | | | | | | | | | | | | | | | | | | | | | | | | | | | | | | | | | | | | | | | | | | | | | | | | | | | | | | | | | | | | | | |
|  <table border="1"> <thead> <tr> <th>MA II 3</th> <th>MA II 5</th> <th>MA II 5 S</th> </tr> </thead> <tbody> <tr> <td>Output: 460 W</td> <td>460 W</td> <td>460 W</td> </tr> <tr> <td>Voltage: 230 V</td> <td>230 V</td> <td>230 V</td> </tr> <tr> <td>LVR.: no</td> <td>yes</td> <td>yes</td> </tr> <tr> <td>Order No. 0060-000</td> <td>0060-008</td> <td></td> </tr> </tbody> </table> | MA II 3 | MA II 5 | MA II 5 S | Output: 460 W | 460 W | 460 W | Voltage: 230 V | 230 V | 230 V | LVR.: no | yes | yes | Order No. 0060-000 | 0060-008 | | <table border="1"> <tbody> <tr> <td>Characteristic curve no.</td> <td>901</td> </tr> <tr> <td>Flow rate* up to l/min.</td> <td>178</td> </tr> <tr> <td>Delivery head* up to m wc</td> <td>9</td> </tr> <tr> <td>Viscosity** up to mPas</td> <td>200</td> </tr> <tr> <td>Density**** up to kg/dm³</td> <td>1.2</td> </tr> <tr> <td>Weight (kg) motor + pump tube</td> <td>7.8</td> </tr> </tbody> </table> | Characteristic curve no. | 901 | Flow rate* up to l/min. | 178 | Delivery head* up to m wc | 9 | Viscosity** up to mPas | 200 | Density**** up to kg/dm³ | 1.2 | Weight (kg) motor + pump tube | 7.8 | | | | | | | | | | | | | | | | | | | | | | | | | | | | | | | | | | | | | | | | | | | | | | | | | | | | | | | | | | | | | | | | | | | | | | | | | | | | | | | | | | | | | | | | | | | | | | | | | | | | | | | | | | | | | | | | | | | | | | | |
| MA II 3 | MA II 5 | MA II 5 S | | | | | | | | | | | | | | | | | | | | | | | | | | | | | | | | | | | | | | | | | | | | | | | | | | | | | | | | | | | | | | | | | | | | | | | | | | | | | | | | | | | | | | | | | | | | | | | | | | | | | | | | | | | | | | | | | | | | | | | | | | | | | | | | | | | | | | | | | | | | | | | | | |
| Output: 460 W | 460 W | 460 W | | | | | | | | | | | | | | | | | | | | | | | | | | | | | | | | | | | | | | | | | | | | | | | | | | | | | | | | | | | | | | | | | | | | | | | | | | | | | | | | | | | | | | | | | | | | | | | | | | | | | | | | | | | | | | | | | | | | | | | | | | | | | | | | | | | | | | | | | | | | | | | | | |
| Voltage: 230 V | 230 V | 230 V | | | | | | | | | | | | | | | | | | | | | | | | | | | | | | | | | | | | | | | | | | | | | | | | | | | | | | | | | | | | | | | | | | | | | | | | | | | | | | | | | | | | | | | | | | | | | | | | | | | | | | | | | | | | | | | | | | | | | | | | | | | | | | | | | | | | | | | | | | | | | | | | | |
| LVR.: no | yes | yes | | | | | | | | | | | | | | | | | | | | | | | | | | | | | | | | | | | | | | | | | | | | | | | | | | | | | | | | | | | | | | | | | | | | | | | | | | | | | | | | | | | | | | | | | | | | | | | | | | | | | | | | | | | | | | | | | | | | | | | | | | | | | | | | | | | | | | | | | | | | | | | | | |
| Order No. 0060-000 | 0060-008 | | | | | | | | | | | | | | | | | | | | | | | | | | | | | | | | | | | | | | | | | | | | | | | | | | | | | | | | | | | | | | | | | | | | | | | | | | | | | | | | | | | | | | | | | | | | | | | | | | | | | | | | | | | | | | | | | | | | | | | | | | | | | | | | | | | | | | | | | | | | | | | | | | |
| Characteristic curve no. | 901 | | | | | | | | | | | | | | | | | | | | | | | | | | | | | | | | | | | | | | | | | | | | | | | | | | | | | | | | | | | | | | | | | | | | | | | | | | | | | | | | | | | | | | | | | | | | | | | | | | | | | | | | | | | | | | | | | | | | | | | | | | | | | | | | | | | | | | | | | | | | | | | | | | |
| Flow rate* up to l/min. | 178 | | | | | | | | | | | | | | | | | | | | | | | | | | | | | | | | | | | | | | | | | | | | | | | | | | | | | | | | | | | | | | | | | | | | | | | | | | | | | | | | | | | | | | | | | | | | | | | | | | | | | | | | | | | | | | | | | | | | | | | | | | | | | | | | | | | | | | | | | | | | | | | | | | |
| Delivery head* up to m wc | 9 | | | | | | | | | | | | | | | | | | | | | | | | | | | | | | | | | | | | | | | | | | | | | | | | | | | | | | | | | | | | | | | | | | | | | | | | | | | | | | | | | | | | | | | | | | | | | | | | | | | | | | | | | | | | | | | | | | | | | | | | | | | | | | | | | | | | | | | | | | | | | | | | | | |
| Viscosity** up to mPas | 200 | | | | | | | | | | | | | | | | | | | | | | | | | | | | | | | | | | | | | | | | | | | | | | | | | | | | | | | | | | | | | | | | | | | | | | | | | | | | | | | | | | | | | | | | | | | | | | | | | | | | | | | | | | | | | | | | | | | | | | | | | | | | | | | | | | | | | | | | | | | | | | | | | | |
| Density**** up to kg/dm³ | 1.2 | | | | | | | | | | | | | | | | | | | | | | | | | | | | | | | | | | | | | | | | | | | | | | | | | | | | | | | | | | | | | | | | | | | | | | | | | | | | | | | | | | | | | | | | | | | | | | | | | | | | | | | | | | | | | | | | | | | | | | | | | | | | | | | | | | | | | | | | | | | | | | | | | | |
| Weight (kg) motor + pump tube | 7.8 | | | | | | | | | | | | | | | | | | | | | | | | | | | | | | | | | | | | | | | | | | | | | | | | | | | | | | | | | | | | | | | | | | | | | | | | | | | | | | | | | | | | | | | | | | | | | | | | | | | | | | | | | | | | | | | | | | | | | | | | | | | | | | | | | | | | | | | | | | | | | | | | | | |
| <table border="1"> <thead> <tr> <th>MA II 5</th> <th>MA II 5</th> <th>MA II 5 S</th> </tr> </thead> <tbody> <tr> <td>Output: 575 W</td> <td>575 W</td> <td>575 W</td> </tr> <tr> <td>Voltage: 230 V</td> <td>230 V</td> <td>230 V</td> </tr> <tr> <td>LVR.: no</td> <td>yes</td> <td>no</td> </tr> <tr> <td>Order No. 0060-001</td> <td>0060-009</td> <td>0060-091</td> </tr> </tbody> </table> | MA II 5 | MA II 5 | MA II 5 S | Output: 575 W | 575 W | 575 W | Voltage: 230 V | 230 V | 230 V | LVR.: no | yes | no | Order No. 0060-001 | 0060-009 | 0060-091 | <table border="1"> <tbody> <tr> <td>Characteristic curve no.</td> <td>902</td> </tr> <tr> <td>Flow rate* up to l/min.</td> <td>190</td> </tr> <tr> <td>Delivery head* up to m wc</td> <td>10</td> </tr> <tr> <td>Viscosity** up to mPas</td> <td>550</td> </tr> <tr> <td>Density**** up to kg/dm³</td> <td>1.3</td> </tr> <tr> <td>Weight (kg) motor + pump tube</td> <td>8.6</td> </tr> </tbody> </table> | Characteristic curve no. | 902 | Flow rate* up to l/min. | 190 | Delivery head* up to m wc | 10 | Viscosity** up to mPas | 550 | Density**** up to kg/dm³ | 1.3 | Weight (kg) motor + pump tube | 8.6 | | | | | | | | | | | | | | | | | | | | | | | | | | | | | | | | | | | | | | | | | | | | | | | | | | | | | | | | | | | | | | | | | | | | | | | | | | | | | | | | | | | | | | | | | | | | | | | | | | | | | | | | | | | | | | | | | | | | | | | |
| MA II 5 | MA II 5 | MA II 5 S | | | | | | | | | | | | | | | | | | | | | | | | | | | | | | | | | | | | | | | | | | | | | | | | | | | | | | | | | | | | | | | | | | | | | | | | | | | | | | | | | | | | | | | | | | | | | | | | | | | | | | | | | | | | | | | | | | | | | | | | | | | | | | | | | | | | | | | | | | | | | | | | | |
| Output: 575 W | 575 W | 575 W | | | | | | | | | | | | | | | | | | | | | | | | | | | | | | | | | | | | | | | | | | | | | | | | | | | | | | | | | | | | | | | | | | | | | | | | | | | | | | | | | | | | | | | | | | | | | | | | | | | | | | | | | | | | | | | | | | | | | | | | | | | | | | | | | | | | | | | | | | | | | | | | | |
| Voltage: 230 V | 230 V | 230 V | | | | | | | | | | | | | | | | | | | | | | | | | | | | | | | | | | | | | | | | | | | | | | | | | | | | | | | | | | | | | | | | | | | | | | | | | | | | | | | | | | | | | | | | | | | | | | | | | | | | | | | | | | | | | | | | | | | | | | | | | | | | | | | | | | | | | | | | | | | | | | | | | |
| LVR.: no | yes | no | | | | | | | | | | | | | | | | | | | | | | | | | | | | | | | | | | | | | | | | | | | | | | | | | | | | | | | | | | | | | | | | | | | | | | | | | | | | | | | | | | | | | | | | | | | | | | | | | | | | | | | | | | | | | | | | | | | | | | | | | | | | | | | | | | | | | | | | | | | | | | | | | |
| Order No. 0060-001 | 0060-009 | 0060-091 | | | | | | | | | | | | | | | | | | | | | | | | | | | | | | | | | | | | | | | | | | | | | | | | | | | | | | | | | | | | | | | | | | | | | | | | | | | | | | | | | | | | | | | | | | | | | | | | | | | | | | | | | | | | | | | | | | | | | | | | | | | | | | | | | | | | | | | | | | | | | | | | | |
| Characteristic curve no. | 902 | | | | | | | | | | | | | | | | | | | | | | | | | | | | | | | | | | | | | | | | | | | | | | | | | | | | | | | | | | | | | | | | | | | | | | | | | | | | | | | | | | | | | | | | | | | | | | | | | | | | | | | | | | | | | | | | | | | | | | | | | | | | | | | | | | | | | | | | | | | | | | | | | | |
| Flow rate* up to l/min. | 190 | | | | | | | | | | | | | | | | | | | | | | | | | | | | | | | | | | | | | | | | | | | | | | | | | | | | | | | | | | | | | | | | | | | | | | | | | | | | | | | | | | | | | | | | | | | | | | | | | | | | | | | | | | | | | | | | | | | | | | | | | | | | | | | | | | | | | | | | | | | | | | | | | | |
| Delivery head* up to m wc | 10 | | | | | | | | | | | | | | | | | | | | | | | | | | | | | | | | | | | | | | | | | | | | | | | | | | | | | | | | | | | | | | | | | | | | | | | | | | | | | | | | | | | | | | | | | | | | | | | | | | | | | | | | | | | | | | | | | | | | | | | | | | | | | | | | | | | | | | | | | | | | | | | | | | |
| Viscosity** up to mPas | 550 | | | | | | | | | | | | | | | | | | | | | | | | | | | | | | | | | | | | | | | | | | | | | | | | | | | | | | | | | | | | | | | | | | | | | | | | | | | | | | | | | | | | | | | | | | | | | | | | | | | | | | | | | | | | | | | | | | | | | | | | | | | | | | | | | | | | | | | | | | | | | | | | | | |
| Density**** up to kg/dm³ | 1.3 | | | | | | | | | | | | | | | | | | | | | | | | | | | | | | | | | | | | | | | | | | | | | | | | | | | | | | | | | | | | | | | | | | | | | | | | | | | | | | | | | | | | | | | | | | | | | | | | | | | | | | | | | | | | | | | | | | | | | | | | | | | | | | | | | | | | | | | | | | | | | | | | | | |
| Weight (kg) motor + pump tube | 8.6 | | | | | | | | | | | | | | | | | | | | | | | | | | | | | | | | | | | | | | | | | | | | | | | | | | | | | | | | | | | | | | | | | | | | | | | | | | | | | | | | | | | | | | | | | | | | | | | | | | | | | | | | | | | | | | | | | | | | | | | | | | | | | | | | | | | | | | | | | | | | | | | | | | |
| <p>Low-voltage release (LVR.): Prevents the pump from starting up again without warning after a power failure. Its recommended when pumping hazardous liquids.</p> | <table border="1"> <thead> <tr> <th>MA II 7</th> </tr> </thead> <tbody> <tr> <td>Output: 795 W</td> </tr> <tr> <td>Voltage: 230 V</td> </tr> <tr> <td>LVR.: no</td> </tr> <tr> <td>Order No. 0060-002</td> </tr> </tbody> </table> | MA II 7 | Output: 795 W | Voltage: 230 V | LVR.: no | Order No. 0060-002 | <table border="1"> <tbody> <tr> <td>Characteristic curve no.</td> <td>903</td> </tr> <tr> <td>Flow rate* up to l/min.</td> <td>210</td> </tr> <tr> <td>Delivery head* up to m wc</td> <td>13</td> </tr> <tr> <td>Viscosity** up to mPas</td> <td>400</td> </tr> <tr> <td>Density**** up to kg/dm³</td> <td>1.4</td> </tr> <tr> <td>Weight (kg) motor + pump tube</td> <td>9.8</td> </tr> </tbody> </table> | Characteristic curve no. | 903 | Flow rate* up to l/min. | 210 | Delivery head* up to m wc | 13 | Viscosity** up to mPas | 400 | Density**** up to kg/dm³ | 1.4 | Weight (kg) motor + pump tube | 9.8 | | | | | | | | | | | | | | | | | | | | | | | | | | | | | | | | | | | | | | | | | | | | | | | | | | | | | | | | | | | | | | | | | | | | | | | | | | | | | | | | | | | | | | | | | | | | | | | | | | | | | | | | | | | | | | | | | | | | | | | | | | | | | | | | |
| MA II 7 | | | | | | | | | | | | | | | | | | | | | | | | | | | | | | | | | | | | | | | | | | | | | | | | | | | | | | | | | | | | | | | | | | | | | | | | | | | | | | | | | | | | | | | | | | | | | | | | | | | | | | | | | | | | | | | | | | | | | | | | | | | | | | | | | | | | | | | | | | | | | | | | | | | |
| Output: 795 W | | | | | | | | | | | | | | | | | | | | | | | | | | | | | | | | | | | | | | | | | | | | | | | | | | | | | | | | | | | | | | | | | | | | | | | | | | | | | | | | | | | | | | | | | | | | | | | | | | | | | | | | | | | | | | | | | | | | | | | | | | | | | | | | | | | | | | | | | | | | | | | | | | | |
| Voltage: 230 V | | | | | | | | | | | | | | | | | | | | | | | | | | | | | | | | | | | | | | | | | | | | | | | | | | | | | | | | | | | | | | | | | | | | | | | | | | | | | | | | | | | | | | | | | | | | | | | | | | | | | | | | | | | | | | | | | | | | | | | | | | | | | | | | | | | | | | | | | | | | | | | | | | | |
| LVR.: no | | | | | | | | | | | | | | | | | | | | | | | | | | | | | | | | | | | | | | | | | | | | | | | | | | | | | | | | | | | | | | | | | | | | | | | | | | | | | | | | | | | | | | | | | | | | | | | | | | | | | | | | | | | | | | | | | | | | | | | | | | | | | | | | | | | | | | | | | | | | | | | | | | | |
| Order No. 0060-002 | | | | | | | | | | | | | | | | | | | | | | | | | | | | | | | | | | | | | | | | | | | | | | | | | | | | | | | | | | | | | | | | | | | | | | | | | | | | | | | | | | | | | | | | | | | | | | | | | | | | | | | | | | | | | | | | | | | | | | | | | | | | | | | | | | | | | | | | | | | | | | | | | | | |
| Characteristic curve no. | 903 | | | | | | | | | | | | | | | | | | | | | | | | | | | | | | | | | | | | | | | | | | | | | | | | | | | | | | | | | | | | | | | | | | | | | | | | | | | | | | | | | | | | | | | | | | | | | | | | | | | | | | | | | | | | | | | | | | | | | | | | | | | | | | | | | | | | | | | | | | | | | | | | | | |
| Flow rate* up to l/min. | 210 | | | | | | | | | | | | | | | | | | | | | | | | | | | | | | | | | | | | | | | | | | | | | | | | | | | | | | | | | | | | | | | | | | | | | | | | | | | | | | | | | | | | | | | | | | | | | | | | | | | | | | | | | | | | | | | | | | | | | | | | | | | | | | | | | | | | | | | | | | | | | | | | | | |
| Delivery head* up to m wc | 13 | | | | | | | | | | | | | | | | | | | | | | | | | | | | | | | | | | | | | | | | | | | | | | | | | | | | | | | | | | | | | | | | | | | | | | | | | | | | | | | | | | | | | | | | | | | | | | | | | | | | | | | | | | | | | | | | | | | | | | | | | | | | | | | | | | | | | | | | | | | | | | | | | | |
| Viscosity** up to mPas | 400 | | | | | | | | | | | | | | | | | | | | | | | | | | | | | | | | | | | | | | | | | | | | | | | | | | | | | | | | | | | | | | | | | | | | | | | | | | | | | | | | | | | | | | | | | | | | | | | | | | | | | | | | | | | | | | | | | | | | | | | | | | | | | | | | | | | | | | | | | | | | | | | | | | |
| Density**** up to kg/dm³ | 1.4 | | | | | | | | | | | | | | | | | | | | | | | | | | | | | | | | | | | | | | | | | | | | | | | | | | | | | | | | | | | | | | | | | | | | | | | | | | | | | | | | | | | | | | | | | | | | | | | | | | | | | | | | | | | | | | | | | | | | | | | | | | | | | | | | | | | | | | | | | | | | | | | | | | |
| Weight (kg) motor + pump tube | 9.8 | | | | | | | | | | | | | | | | | | | | | | | | | | | | | | | | | | | | | | | | | | | | | | | | | | | | | | | | | | | | | | | | | | | | | | | | | | | | | | | | | | | | | | | | | | | | | | | | | | | | | | | | | | | | | | | | | | | | | | | | | | | | | | | | | | | | | | | | | | | | | | | | | | |
|  <table border="1"> <thead> <tr> <th>MD-1</th> <th>MD-2</th> </tr> </thead> <tbody> <tr> <td>Output: 400 W</td> <td>400 W</td> </tr> <tr> <td>Operating pressure: 6 bar</td> <td>6 bar</td> </tr> <tr> <td>Order No. 0004-087</td> <td>0004-088</td> </tr> </tbody> </table> | MD-1 | MD-2 | Output: 400 W | 400 W | Operating pressure: 6 bar | 6 bar | Order No. 0004-087 | 0004-088 | <table border="1"> <tbody> <tr> <td>Characteristic curve no.</td> <td>904</td> </tr> <tr> <td>Flow rate* up to l/min.</td> <td>200</td> </tr> <tr> <td>Delivery head* up to m wc</td> <td>12</td> </tr> <tr> <td>Viscosity** up to mPas</td> <td>400</td> </tr> <tr> <td>Density**** up to kg/dm³</td> <td>1.3</td> </tr> <tr> <td>Weight (kg) motor + pump tube</td> <td>4.7</td> </tr> </tbody> </table> | Characteristic curve no. | 904 | Flow rate* up to l/min. | 200 | Delivery head* up to m wc | 12 | Viscosity** up to mPas | 400 | Density**** up to kg/dm³ | 1.3 | Weight (kg) motor + pump tube | 4.7 | | | | | | | | | | | | | | | | | | | | | | | | | | | | | | | | | | | | | | | | | | | | | | | | | | | | | | | | | | | | | | | | | | | | | | | | | | | | | | | | | | | | | | | | | | | | | | | | | | | | | | | | | | | | | | | | | | | | | | | | | | | | | | |
| MD-1 | MD-2 | | | | | | | | | | | | | | | | | | | | | | | | | | | | | | | | | | | | | | | | | | | | | | | | | | | | | | | | | | | | | | | | | | | | | | | | | | | | | | | | | | | | | | | | | | | | | | | | | | | | | | | | | | | | | | | | | | | | | | | | | | | | | | | | | | | | | | | | | | | | | | | | | | |
| Output: 400 W | 400 W | | | | | | | | | | | | | | | | | | | | | | | | | | | | | | | | | | | | | | | | | | | | | | | | | | | | | | | | | | | | | | | | | | | | | | | | | | | | | | | | | | | | | | | | | | | | | | | | | | | | | | | | | | | | | | | | | | | | | | | | | | | | | | | | | | | | | | | | | | | | | | | | | | |
| Operating pressure: 6 bar | 6 bar | | | | | | | | | | | | | | | | | | | | | | | | | | | | | | | | | | | | | | | | | | | | | | | | | | | | | | | | | | | | | | | | | | | | | | | | | | | | | | | | | | | | | | | | | | | | | | | | | | | | | | | | | | | | | | | | | | | | | | | | | | | | | | | | | | | | | | | | | | | | | | | | | | |
| Order No. 0004-087 | 0004-088 | | | | | | | | | | | | | | | | | | | | | | | | | | | | | | | | | | | | | | | | | | | | | | | | | | | | | | | | | | | | | | | | | | | | | | | | | | | | | | | | | | | | | | | | | | | | | | | | | | | | | | | | | | | | | | | | | | | | | | | | | | | | | | | | | | | | | | | | | | | | | | | | | | |
| Characteristic curve no. | 904 | | | | | | | | | | | | | | | | | | | | | | | | | | | | | | | | | | | | | | | | | | | | | | | | | | | | | | | | | | | | | | | | | | | | | | | | | | | | | | | | | | | | | | | | | | | | | | | | | | | | | | | | | | | | | | | | | | | | | | | | | | | | | | | | | | | | | | | | | | | | | | | | | | |
| Flow rate* up to l/min. | 200 | | | | | | | | | | | | | | | | | | | | | | | | | | | | | | | | | | | | | | | | | | | | | | | | | | | | | | | | | | | | | | | | | | | | | | | | | | | | | | | | | | | | | | | | | | | | | | | | | | | | | | | | | | | | | | | | | | | | | | | | | | | | | | | | | | | | | | | | | | | | | | | | | | |
| Delivery head* up to m wc | 12 | | | | | | | | | | | | | | | | | | | | | | | | | | | | | | | | | | | | | | | | | | | | | | | | | | | | | | | | | | | | | | | | | | | | | | | | | | | | | | | | | | | | | | | | | | | | | | | | | | | | | | | | | | | | | | | | | | | | | | | | | | | | | | | | | | | | | | | | | | | | | | | | | | |
| Viscosity** up to mPas | 400 | | | | | | | | | | | | | | | | | | | | | | | | | | | | | | | | | | | | | | | | | | | | | | | | | | | | | | | | | | | | | | | | | | | | | | | | | | | | | | | | | | | | | | | | | | | | | | | | | | | | | | | | | | | | | | | | | | | | | | | | | | | | | | | | | | | | | | | | | | | | | | | | | | |
| Density**** up to kg/dm³ | 1.3 | | | | | | | | | | | | | | | | | | | | | | | | | | | | | | | | | | | | | | | | | | | | | | | | | | | | | | | | | | | | | | | | | | | | | | | | | | | | | | | | | | | | | | | | | | | | | | | | | | | | | | | | | | | | | | | | | | | | | | | | | | | | | | | | | | | | | | | | | | | | | | | | | | |
| Weight (kg) motor + pump tube | 4.7 | | | | | | | | | | | | | | | | | | | | | | | | | | | | | | | | | | | | | | | | | | | | | | | | | | | | | | | | | | | | | | | | | | | | | | | | | | | | | | | | | | | | | | | | | | | | | | | | | | | | | | | | | | | | | | | | | | | | | | | | | | | | | | | | | | | | | | | | | | | | | | | | | | |
|  <table border="1"> <thead> <tr> <th>B4/GT</th> </tr> </thead> <tbody> <tr> <td>Output: 750 W</td> </tr> <tr> <td>Voltage: 230/400 V</td> </tr> <tr> <td>Protection switch: no</td> </tr> <tr> <td>Order No. 0004-019</td> </tr> </tbody> </table> | B4/GT | Output: 750 W | Voltage: 230/400 V | Protection switch: no | Order No. 0004-019 | <table border="1"> <tbody> <tr> <td>Characteristic curve no.</td> <td>905</td> </tr> <tr> <td>Flow rate* up to l/min.</td> <td>170</td> </tr> <tr> <td>Delivery head* up to m wc</td> <td>11</td> </tr> <tr> <td>Viscosity** up to mPas</td> <td>400</td> </tr> <tr> <td>Density**** up to kg/dm³</td> <td>2.0</td> </tr> <tr> <td>Weight (kg) motor + pump tube</td> <td>14.2</td> </tr> </tbody> </table> | Characteristic curve no. | 905 | Flow rate* up to l/min. | 170 | Delivery head* up to m wc | 11 | Viscosity** up to mPas | 400 | Density**** up to kg/dm³ | 2.0 | Weight (kg) motor + pump tube | 14.2 | | | | | | | | | | | | | | | | | | | | | | | | | | | | | | | | | | | | | | | | | | | | | | | | | | | | | | | | | | | | | | | | | | | | | | | | | | | | | | | | | | | | | | | | | | | | | | | | | | | | | | | | | | | | | | | | | | | | | | | | | | | | | | | | | |
| B4/GT | | | | | | | | | | | | | | | | | | | | | | | | | | | | | | | | | | | | | | | | | | | | | | | | | | | | | | | | | | | | | | | | | | | | | | | | | | | | | | | | | | | | | | | | | | | | | | | | | | | | | | | | | | | | | | | | | | | | | | | | | | | | | | | | | | | | | | | | | | | | | | | | | | | |
| Output: 750 W | | | | | | | | | | | | | | | | | | | | | | | | | | | | | | | | | | | | | | | | | | | | | | | | | | | | | | | | | | | | | | | | | | | | | | | | | | | | | | | | | | | | | | | | | | | | | | | | | | | | | | | | | | | | | | | | | | | | | | | | | | | | | | | | | | | | | | | | | | | | | | | | | | | |
| Voltage: 230/400 V | | | | | | | | | | | | | | | | | | | | | | | | | | | | | | | | | | | | | | | | | | | | | | | | | | | | | | | | | | | | | | | | | | | | | | | | | | | | | | | | | | | | | | | | | | | | | | | | | | | | | | | | | | | | | | | | | | | | | | | | | | | | | | | | | | | | | | | | | | | | | | | | | | | |
| Protection switch: no | | | | | | | | | | | | | | | | | | | | | | | | | | | | | | | | | | | | | | | | | | | | | | | | | | | | | | | | | | | | | | | | | | | | | | | | | | | | | | | | | | | | | | | | | | | | | | | | | | | | | | | | | | | | | | | | | | | | | | | | | | | | | | | | | | | | | | | | | | | | | | | | | | | |
| Order No. 0004-019 | | | | | | | | | | | | | | | | | | | | | | | | | | | | | | | | | | | | | | | | | | | | | | | | | | | | | | | | | | | | | | | | | | | | | | | | | | | | | | | | | | | | | | | | | | | | | | | | | | | | | | | | | | | | | | | | | | | | | | | | | | | | | | | | | | | | | | | | | | | | | | | | | | | |
| Characteristic curve no. | 905 | | | | | | | | | | | | | | | | | | | | | | | | | | | | | | | | | | | | | | | | | | | | | | | | | | | | | | | | | | | | | | | | | | | | | | | | | | | | | | | | | | | | | | | | | | | | | | | | | | | | | | | | | | | | | | | | | | | | | | | | | | | | | | | | | | | | | | | | | | | | | | | | | | |
| Flow rate* up to l/min. | 170 | | | | | | | | | | | | | | | | | | | | | | | | | | | | | | | | | | | | | | | | | | | | | | | | | | | | | | | | | | | | | | | | | | | | | | | | | | | | | | | | | | | | | | | | | | | | | | | | | | | | | | | | | | | | | | | | | | | | | | | | | | | | | | | | | | | | | | | | | | | | | | | | | | |
| Delivery head* up to m wc | 11 | | | | | | | | | | | | | | | | | | | | | | | | | | | | | | | | | | | | | | | | | | | | | | | | | | | | | | | | | | | | | | | | | | | | | | | | | | | | | | | | | | | | | | | | | | | | | | | | | | | | | | | | | | | | | | | | | | | | | | | | | | | | | | | | | | | | | | | | | | | | | | | | | | |
| Viscosity** up to mPas | 400 | | | | | | | | | | | | | | | | | | | | | | | | | | | | | | | | | | | | | | | | | | | | | | | | | | | | | | | | | | | | | | | | | | | | | | | | | | | | | | | | | | | | | | | | | | | | | | | | | | | | | | | | | | | | | | | | | | | | | | | | | | | | | | | | | | | | | | | | | | | | | | | | | | |
| Density**** up to kg/dm³ | 2.0 | | | | | | | | | | | | | | | | | | | | | | | | | | | | | | | | | | | | | | | | | | | | | | | | | | | | | | | | | | | | | | | | | | | | | | | | | | | | | | | | | | | | | | | | | | | | | | | | | | | | | | | | | | | | | | | | | | | | | | | | | | | | | | | | | | | | | | | | | | | | | | | | | | |
| Weight (kg) motor + pump tube | 14.2 | | | | | | | | | | | | | | | | | | | | | | | | | | | | | | | | | | | | | | | | | | | | | | | | | | | | | | | | | | | | | | | | | | | | | | | | | | | | | | | | | | | | | | | | | | | | | | | | | | | | | | | | | | | | | | | | | | | | | | | | | | | | | | | | | | | | | | | | | | | | | | | | | | |

* Determined with water at 20 °C *** Special Lengths 200–2500 mm on request

**** Determined with 3 m hose 3/4" and open nozzle 3/4". Higher densities possible for shorter operating periods.

Special voltages and frequencies on request.

Pump Tube MP-SS (stainless steel)

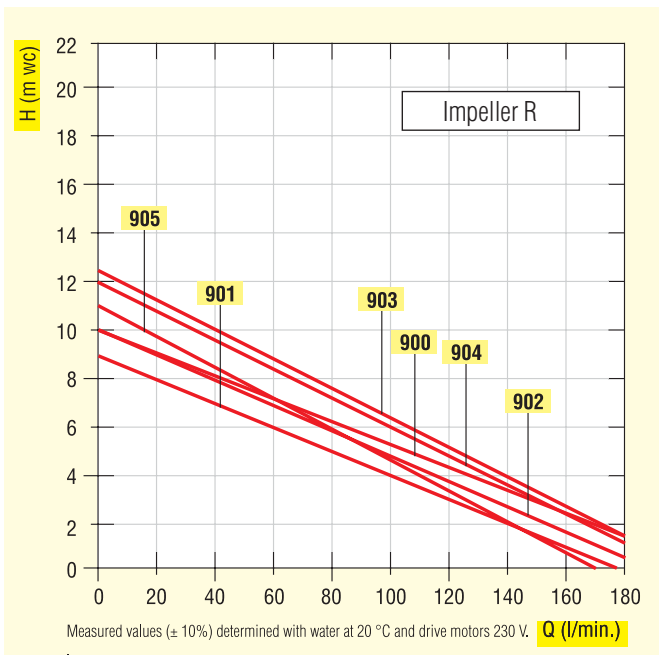
for mixing and pumping of corrosive and neutral liquids

Materials (coming into contact with the pumped medium)

MP-SS-MS

| | |
|------------------|---|
| Housing: | Stainless steel (1.4571) |
| Impeller: | ETFE |
| Seals: | Viton® |
| Mechanical seal: | Carbon, Ceramic, PTFE, Stainless steel (1.4571), HC-4 (2.4610) |
| Bearing: | pure Carbon |
| Drive shaft: | Stainless steel (1.4571) |

Viton® is a registered trademark of DuPont Dow Elastomers.

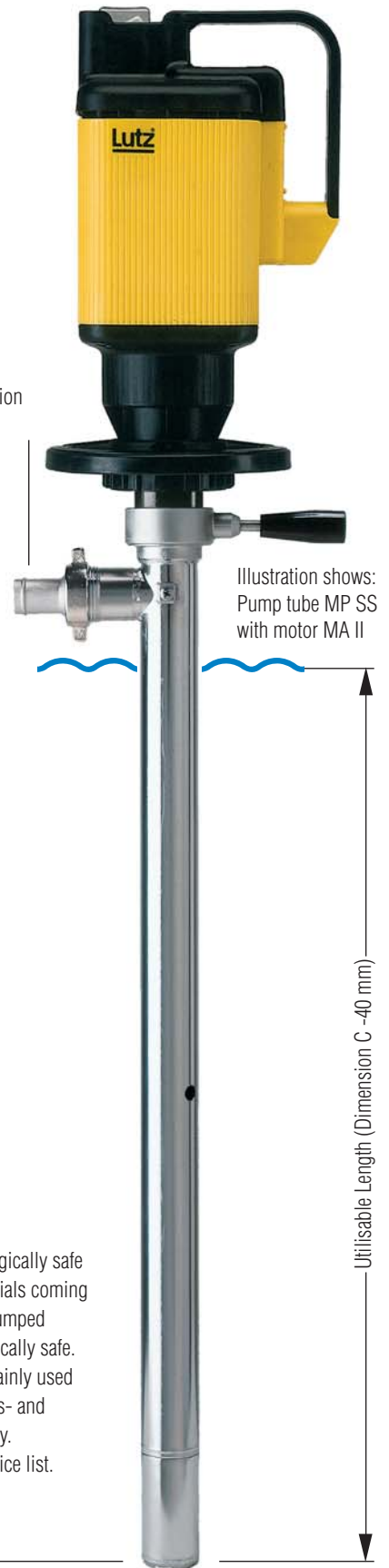


Simply as could be!

Which pump for which liquid?
See resistance table chapter **06**
page 233-249!

Please remember that the flow rate is reduced as the **viscosity** increases. The **density** of the pumped liquid similarly affects the flow rate, though to a lesser extent.

Accessories
Hose connection
see page 105



Pump tube in physiologically safe version (PU). All materials coming into contact with the pumped medium are physiologically safe. The pump tubes are mainly used in the food-, cosmetics- and pharmaceutical industry. Additional costs see price list.

Detail dimensions see Chapter **06** page 260



Suitable range of accessories
see pages 102-115